

Decent Homes Backlog Programme Component Cost Analysis

The HCA annually benchmark cost information provided by each Local Authority delivering decent homes works with Decent Homes Backlog funding.

Costs are presented in graphical format that show the average price a Local Authority paid and the average costs paid by the other Local Authorities in respect of:

- Bathrooms
- Central Heating
- Doors
- Kitchens
- Rewiring
- Roofs
- Windows

Costs are comparable against all Authorities included in the Decent Homes Backlog programme for 2013/14:

North West	North East & Yorkshire and the Humber	Midlands	East & South East	South South west
(NW)	(NE & YH)	(Midlands)	(ESE)	(SSW)
Manchester	South Tyneside	Wolverhampton	Stevenage	Sedgemoor
Blackpool	NE Derbyshire	Nottingham	Brighton and Hove	Mid Devon
Salford	Bassetlaw	NW Leicestershire	Basildon	Wokingham
Cheshire West & Chester	Doncaster	Shropshire	Waverley	
	Durham	Northampton	Harlow	
	Chesterfield	Corby		
		Melton		

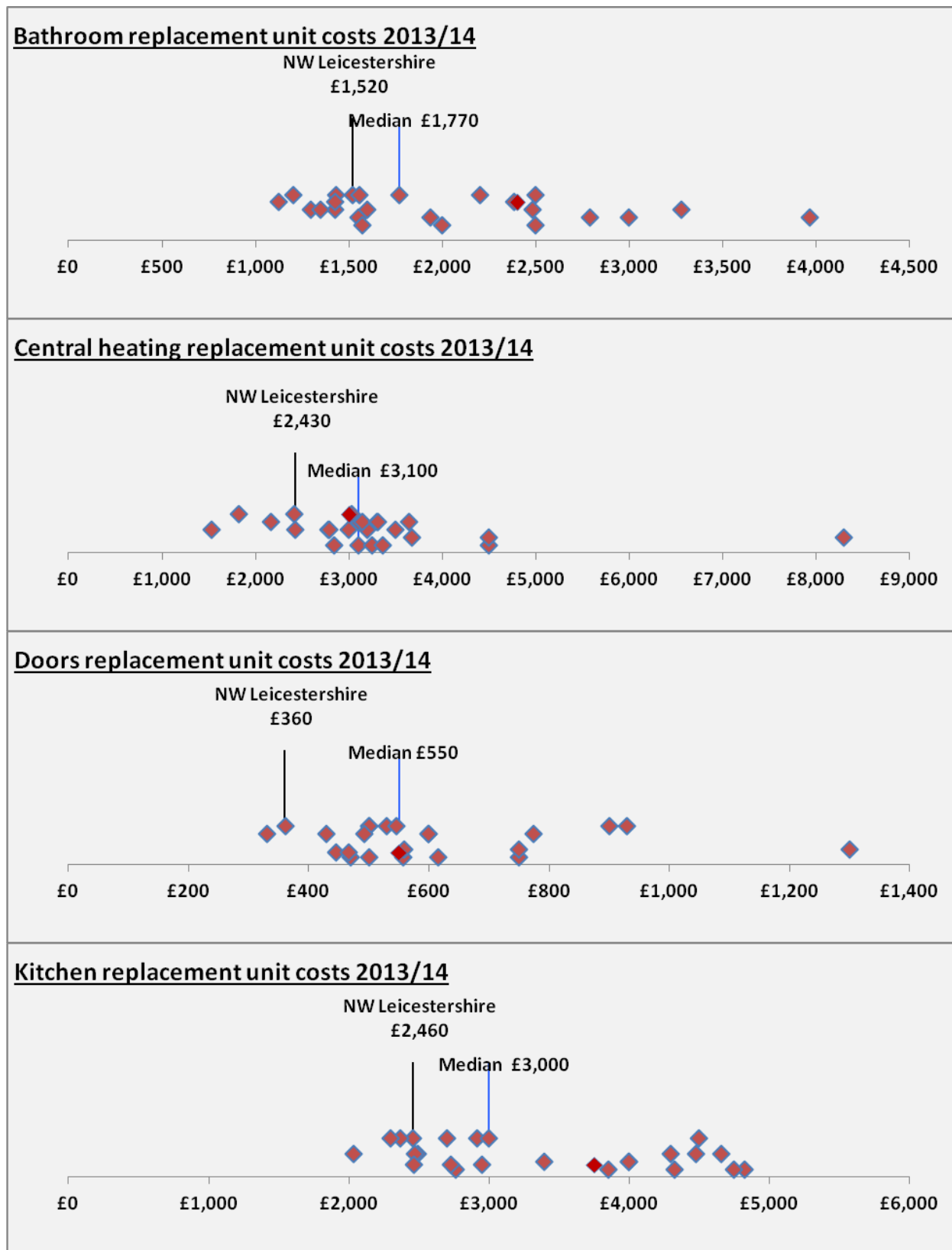
The information supplied by the HCA allows for comparison against all Authorities or regional only.

Nationally, North West Leicestershire District Council achieves upper quartile for all component costs. Regionally, lower quartile and median costs are achieved. The full set of graphs for 2013/14 can be found in Appendix A.

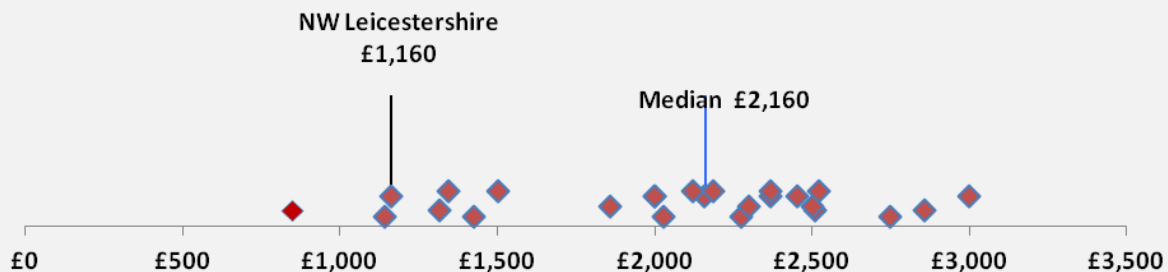
Comparison of other Local Authority (LA) 2013/14 costs against provisional 2014/15 DHIP costs has been assessed, the results of which are contained in Appendix B. It is important to note that the comparison is not a true reflection of 2014/15 unit costs since other LA 2014/15 costs will remain unknown until the end of 2014/15.

Appendix A

National Results




Rewiring replacement unit costs 2013/14



Roofing replacement unit costs 2013/14

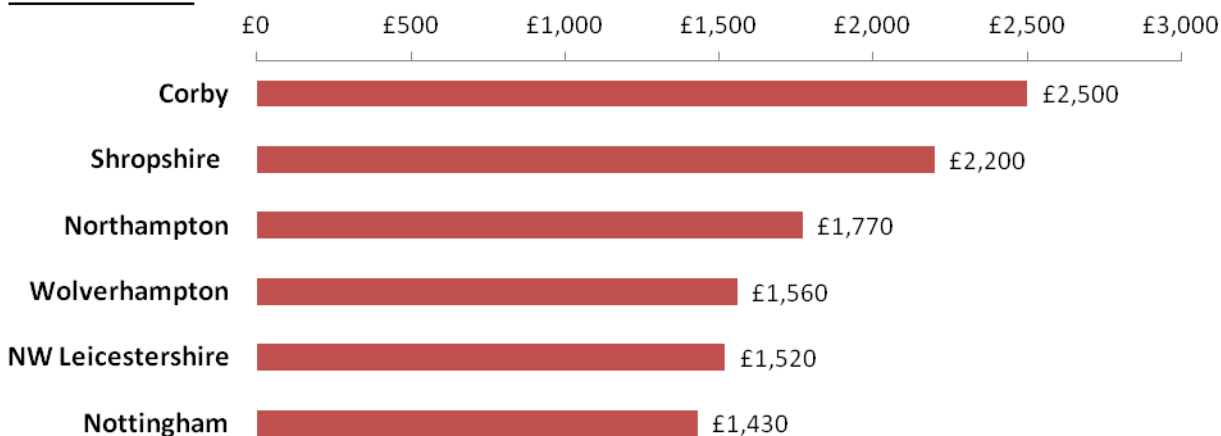


Windows replacement unit costs 2013/14



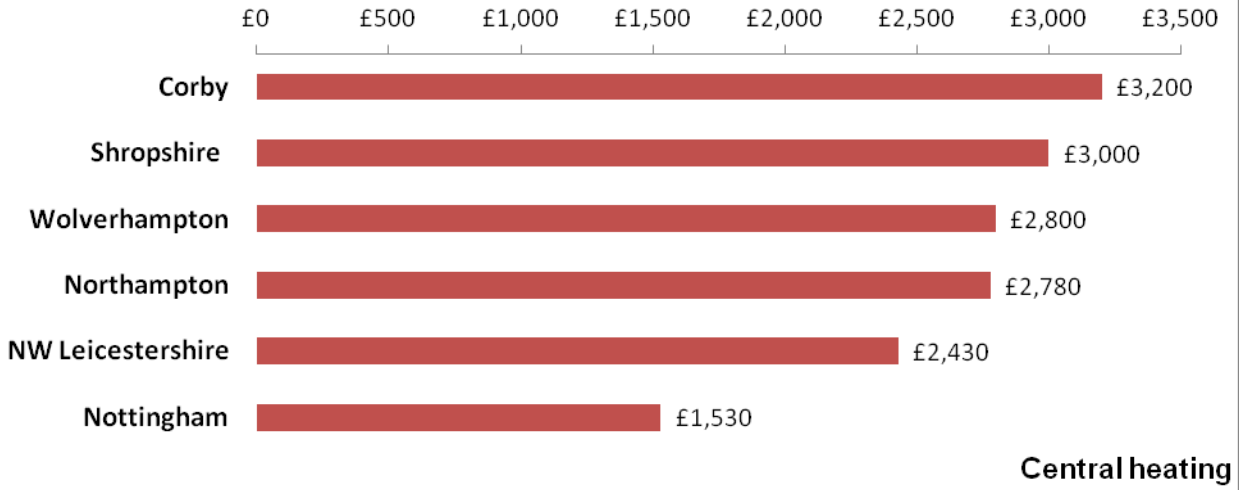
Regional Results

Midlands

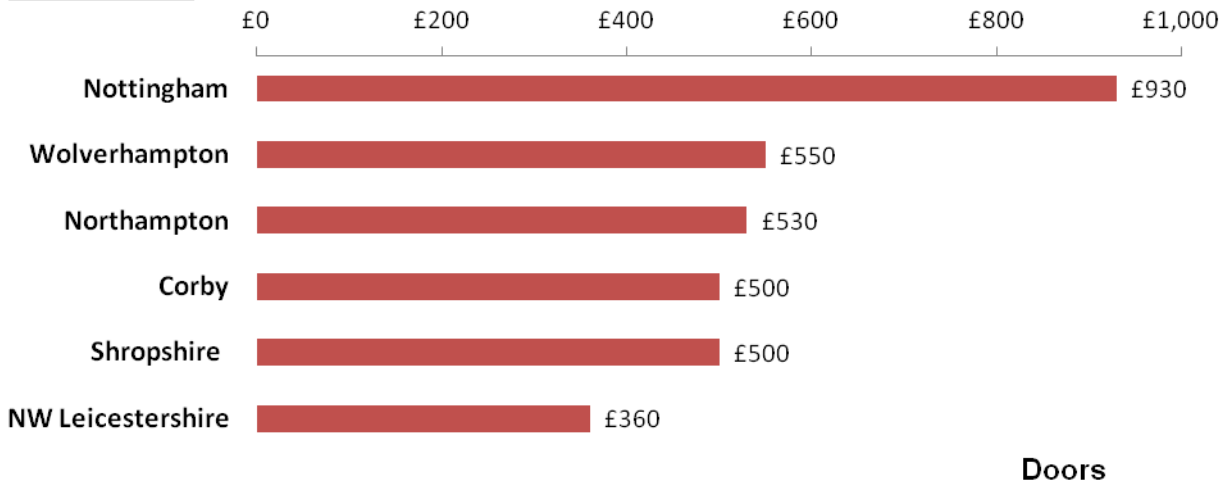


Bathroom

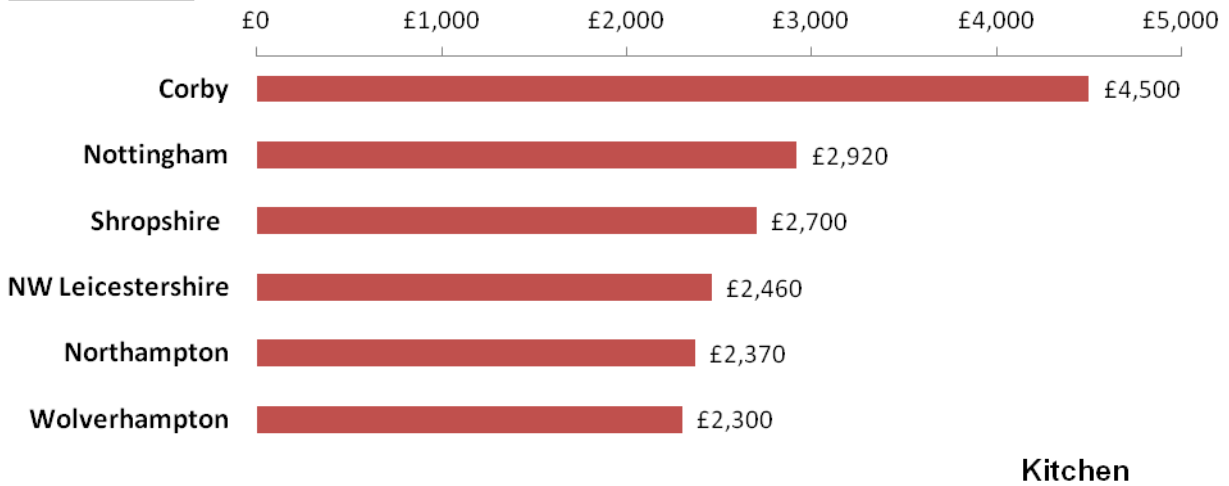
Midlands



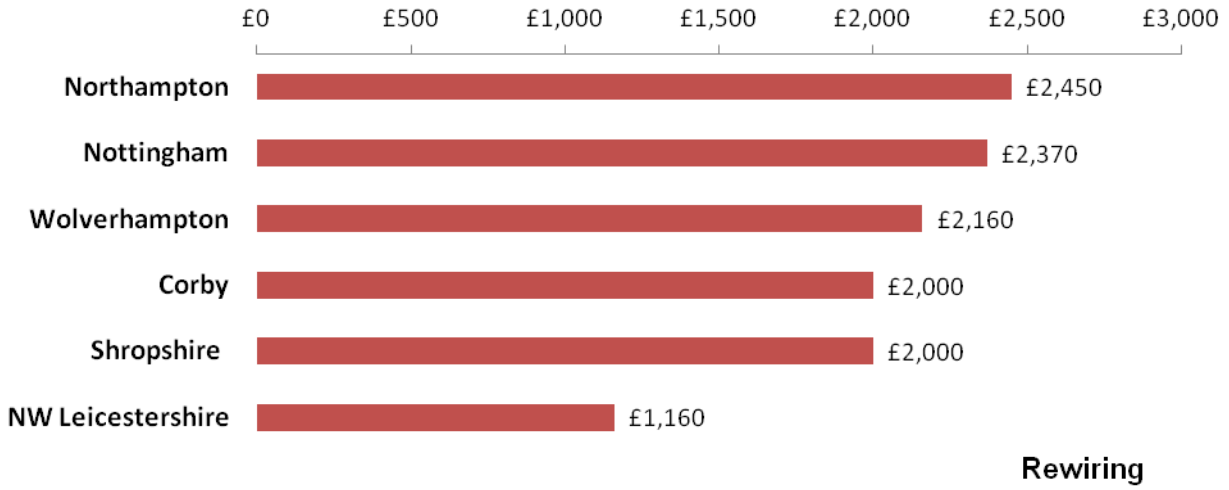
Midlands



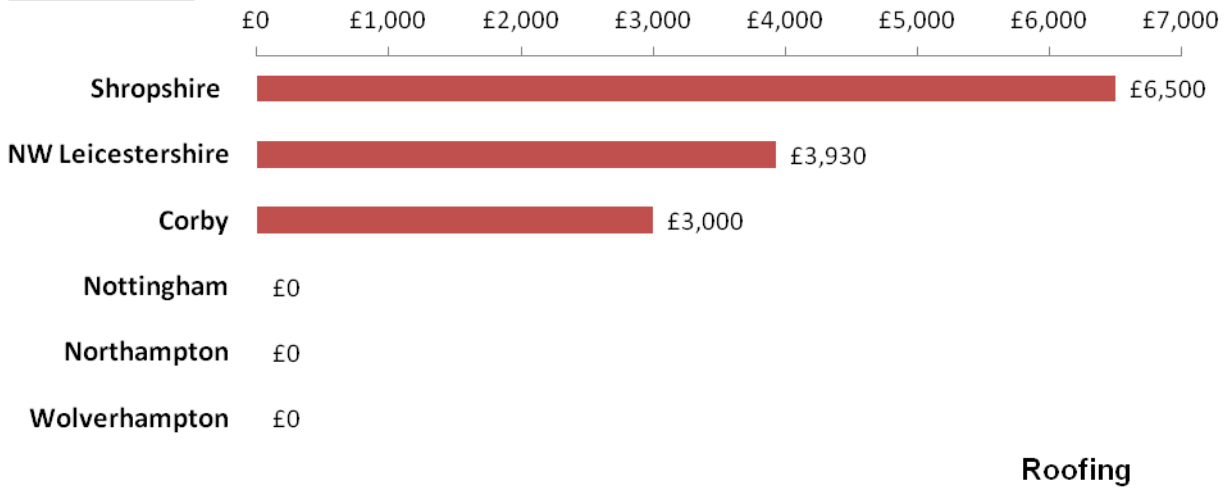
Midlands



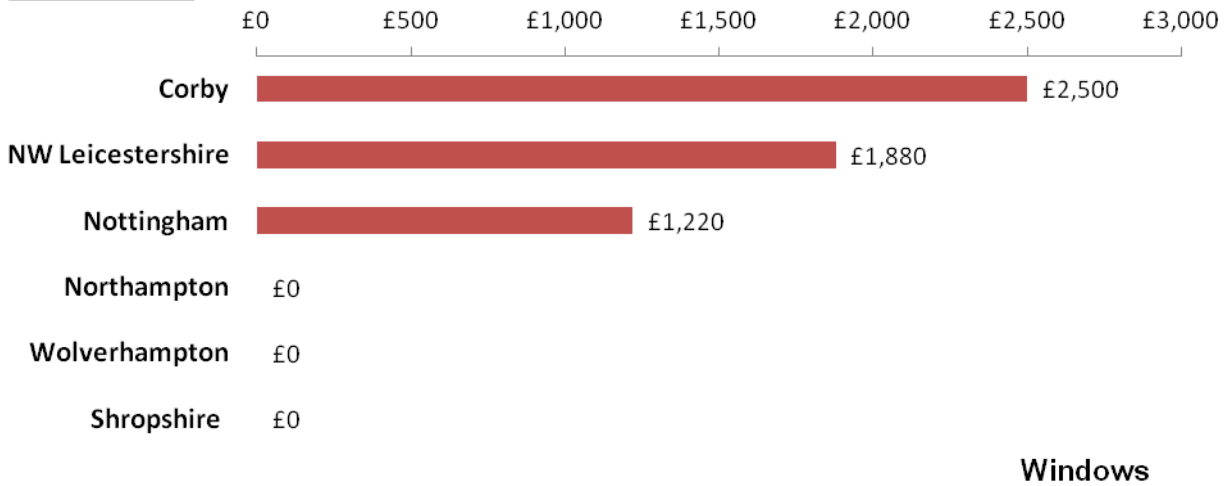
Midlands



Midlands



Midlands



Appendix B
NWLDC 2014/15 unit costs against DHB LA costs 2013/14

Bathroom replacement unit costs 2013/14		NWLDC 2014/15
Basildon	£3,970	
Bassetlaw	£3,280	
Harlow	£3,000	
Stevenage	£2,790	
Corby	£2,500	
Wokingham	£2,500	
NE Derbyshire	£2,480	
Blackpool	£2,400	
Manchester	£2,390	
Shropshire	£2,200	
Mid Devon	£2,000	
Waverley	£1,940	£1,931
Northampton	£1,770	
Chesterfield	£1,600	
Sedgemoor	£1,570	
Wolverhampton	£1,560	
Brighton and Hove	£1,550	
NW Leicestershire	£1,520	
Nottingham	£1,430	
Doncaster	£1,430	
Cheshire West & Chester	£1,430	
Durham	£1,350	
South Tyneside	£1,300	
Melton	£1,200	
Salford	£1,130	

Central heating replacement unit costs 2013/14		NWLDC 2014/15
Mid Devon	£8,300	
Harlow	£4,500	
Wokingham	£4,500	£4,278
Sedgemoor	£3,680	
NE Derbyshire	£3,640	
Melton	£3,500	
Basildon	£3,360	
Durham	£3,310	
Chesterfield	£3,300	
Waverley	£3,250	
Corby	£3,200	
Bassetlaw	£3,140	
Brighton and Hove	£3,100	
South Tyneside	£3,100	
Salford	£3,030	
Shropshire	£3,000	
Blackpool	£3,000	
Stevenage	£2,840	
Wolverhampton	£2,800	
Northampton	£2,780	
NW Leicestershire	£2,430	
Cheshire West & Chester	£2,420	
Doncaster	£2,160	
Manchester	£1,820	
Nottingham	£1,530	

Doors replacement unit costs 2013/14		NWLDC 2014/15
Mid Devon	£1,300	
Nottingham	£930	
Melton	£900	
Doncaster	£770	
Harlow	£750	
Wokingham	£750	
Stevenage	£620	
South Tyneside	£600	
Chesterfield	£600	
Sedgemoor	£560	
Brighton and Hove	£560	
Blackpool	£550	
Wolverhampton	£550	
Northampton	£530	
Corby	£500	
Waverley	£500	£499
Shropshire	£500	
Bassetlaw	£490	
Basildon	£470	
Salford	£470	
Manchester	£450	
NE Derbyshire	£430	
NW Leicestershire	£360	
Durham	£330	
Cheshire West & Chester	n/a	

Kitchen replacement unit costs 2013/14		NWLDC 2014/15
Basildon	£4,820	
Harlow	£4,750	
Bassetlaw	£4,660	
Corby	£4,500	
Chesterfield	£4,480	
Stevenage	£4,320	
NE Derbyshire	£4,300	
Mid Devon	£4,000	
Wokingham	£4,000	
Waverley	£3,850	
Blackpool	£3,750	
Sedgemoor	£3,390	£3,405
Melton	£3,000	
Manchester	£2,950	
Nottingham	£2,920	
Brighton and Hove	£2,760	
Cheshire West & Chester	£2,730	
Shropshire	£2,700	
Doncaster	£2,500	
South Tyneside	£2,470	
Salford	£2,460	
NW Leicestershire	£2,460	
Northampton	£2,370	
Wolverhampton	£2,300	
Durham	£2,030	

Rewiring replacement unit costs 2013/14		NWLDC 2014/15
Melton	£3,000	
Salford	£2,860	
Harlow	£2,750	
Bassetlaw	£2,520	
Cheshire West & Chester	£2,510	
Wokingham	£2,500	
Northampton	£2,450	
Nottingham	£2,370	
NE Derbyshire	£2,370	
Mid Devon	£2,300	
Stevenage	£2,280	
Durham	£2,190	
Wolverhampton	£2,160	
South Tyneside	£2,120	£2,061
Brighton and Hove	£2,030	
Corby	£2,000	
Shropshire	£2,000	
Sedgemoor	£1,860	
Chesterfield	£1,500	
Basildon	£1,430	
Doncaster	£1,350	
Manchester	£1,310	
NW Leicestershire	£1,160	
Waverley	£1,140	
Blackpool	£850	

Roofing replacement unit costs 2013/14		NWLDC 2014/15
Basildon	£14,130	
Waverley	£8,580	£8,882
Harlow	£6,500	
Shropshire	£6,500	
Brighton and Hove	£6,000	
Bassetlaw	£5,980	
Durham	£5,740	
Salford	£5,250	
Mid Devon	£5,200	
Melton	£5,000	
South Tyneside	£5,000	
Chesterfield	£5,000	
NW Leicestershire	£3,930	
NE Derbyshire	£3,830	
Wokingham	£3,800	
Manchester	£3,750	
Blackpool	£3,300	
Corby	£3,000	
Cheshire West & Chester	£2,850	
Doncaster	£1,720	
Stevenage	n/a	
Nottingham	n/a	
Northampton	n/a	
Wolverhampton	n/a	
Sedgemoor	n/a	

Windows replacement unit costs 2013/14		NWLDC 2014/15
Brighton and Hove	£4,500	
Mid Devon	£3,150	
Melton	£3,000	
Sedgemoor	£2,970	
Basildon	£2,930	
Corby	£2,500	
South Tyneside	£2,400	
Salford	£2,320	
Harlow	£2,000	
Chesterfield	£2,000	
Blackpool	£2,000	£1,998
NW Leicestershire	£1,880	
NE Derbyshire	£1,650	
Waverley	£1,560	
Manchester	£1,480	
Nottingham	£1,220	
Doncaster	£1,140	
Wokingham	£500	
Bassetlaw	£320	
Durham	£160	
Stevenage	n/a	
Northampton	n/a	
Wolverhampton	n/a	
Shropshire	n/a	
Cheshire West & Chester	n/a	